

# FF Series

## Flat Face Couplers made to the ISO 16028 Standard

### Introduction

The FF Series flat face couplers are AKJia's flagship products, known globally for their leak free performance in high pressure pulse, hammer circuits and many other applications. Preferred choice for many global OEMs.

### Construction

- Carbon steel with trivalent plating
- Option: Carbon steel with zinc nickel plating (500 hours with no red rust in salt spray tests)
- Fitted with Nitrile seals (Viton seals available)
- Also available in AISI 304 and AISI 316 stainless steel (See FFS Series)

### Features

- Safety locking sleeve fitted as standard to prevent accidental disconnection
- Flat faces are easily wiped clean
- Allows for minimal inclusion of air and contaminants during connection
- Flat face design prevents fluid loss during disconnection
- Bidirectional flow


### Application

- Hammer circuits
- High pressure pulse applications
- Leak free environments
- Construction plant, mobile equipment, general industrial,
- nuclear, mining, agricultural industries, oil and gas industries

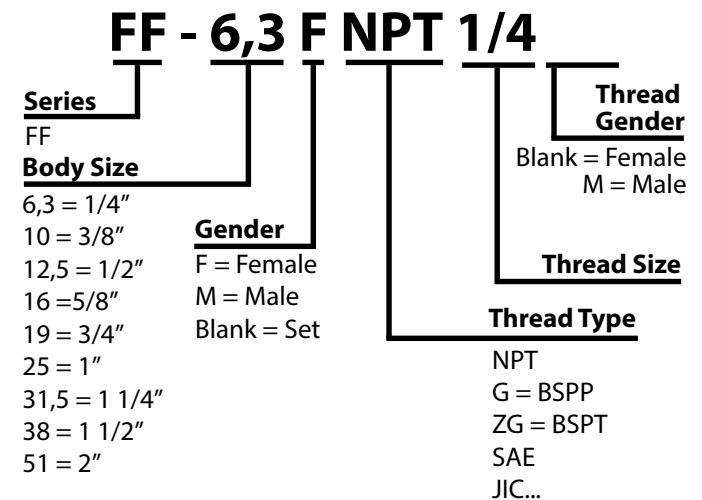


### Specifications

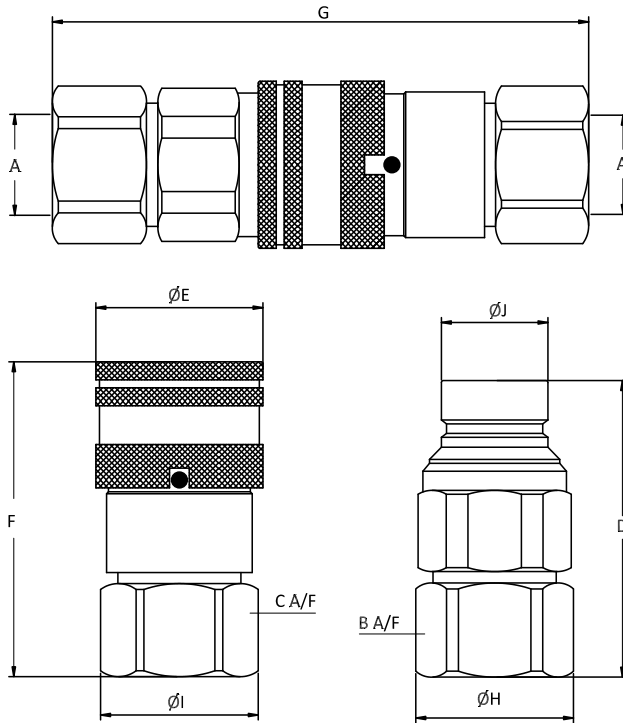
Seal Material	Min. Temp		Max. Temp	
Nitrile seals*	-40°C	-40°F	106°C	223°F
FKM (Viton) seals	-20°C	-4°F	200°C	392°F



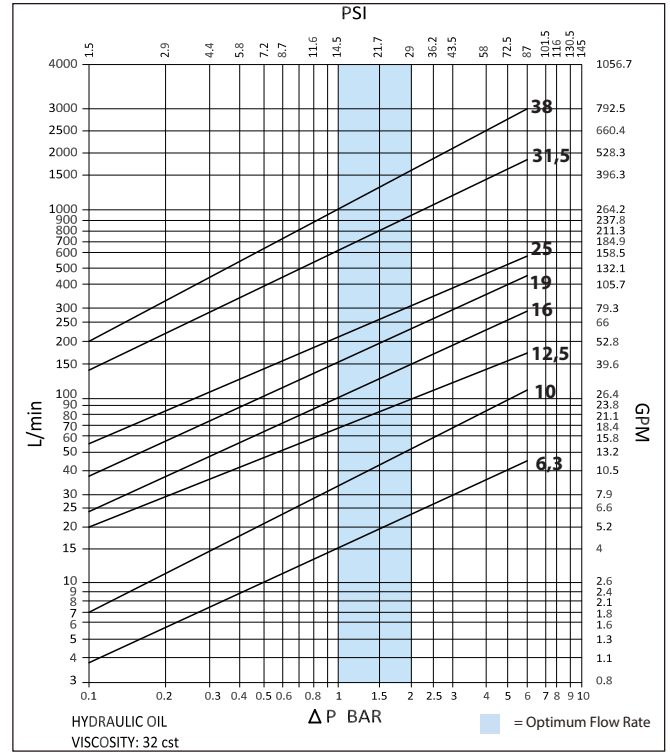
### Product Number Naming Rules



**Drawing**



**Pressure Drop Characteristics**



Size	Thread Size (A)	B	C	D	ØE	F	G	ØH	ØI	ØJ	Maximum Working Pressure	Burst Pressure (coupled)	Burst Pressure (Male)	Burst Pressure (Female)	
		Dimensions in mm										Bar			
		Dimensions in inches										Psi			
FF-6,3	1/4"	22	27	53.8	28	54.3	97	24	29	16.2	400	1700	1220	1500	
		0.9	1.1	2.1	1.1	2.1	3.8	0.9	1.1	0.6	5800	24650	17690	21750	
FF-10	3/8"	27	30	60.2	31.8	69.3	113.3	29	32	19.7	350	1500	1050	1100	
		1.1	1.2	2.4	1.3	2.7	4.5	1.1	1.3	0.8	5075	21750	15225	15950	
FF-10	1/2"	27	30	63.2	31.8	74.2	121.5	29	32	19.7	350	1500	1050	1100	
		1.1	1.2	2.5	1.3	2.9	4.8	1.1	1.3	0.8	5075	21750	15225	15950	
FF-12,5	1/2"&3/4"	36	36	71.2	37.8	83.7	137.7	40	40	24.5	350	1200	1000	1050	
		1.4	1.4	2.8	1.5	3.3	5.4	1.6	1.6	1	5075	17400	14500	15225	
FF-16	3/4"	36	41	73.1	42	83.9	139.8	38.5	45.1	27	350	1200	1100	1100	
		1.4	1.6	2.9	1.7	3.3	5.5	1.5	1.8	1.1	5075	17400	15950	15950	
FF-19	1"	46	46	84	45.5	99	161.6	50.3	50.2	30	350	1450	1050	1050	
		1.8	1.8	3.3	1.8	3.9	6.4	2	2	1.2	5075	21025	15225	15225	
FF-25	1 1/4"	55	55	90.4	55	106.2	173.3	59.7	59.7	36	260	800	800	800	
		2.2	2.2	3.6	2.2	4.2	6.8	2.4	2.4	1.4	3770	11600	11600	11600	
FF-31,5	1 1/2"	70	70	119.8	79	118.5	209.5	77	79	57	250	1100	1200	1200	
		2.8	2.8	4.7	3.1	4.7	8.2	3	3.1	2.2	3625	15950	17400	17400	
FF-38	2"	80	80	173.4	103	145.5	282.3	106.2	106.2	72.9	250	1000	1000	1000	
		3.1	3.1	6.8	4.1	5.7	11.1	4.2	4.2	2.9	3625	14500	14500	14500	
FF-51	2"	80	80	173	99	149	275.2	106.2	106.2	106.2	100	400	400	400	
		3.1	3.1	6.8	3.9	5.8	10.8	4.2	4.2	4.2	1451	5805	5805	5805	